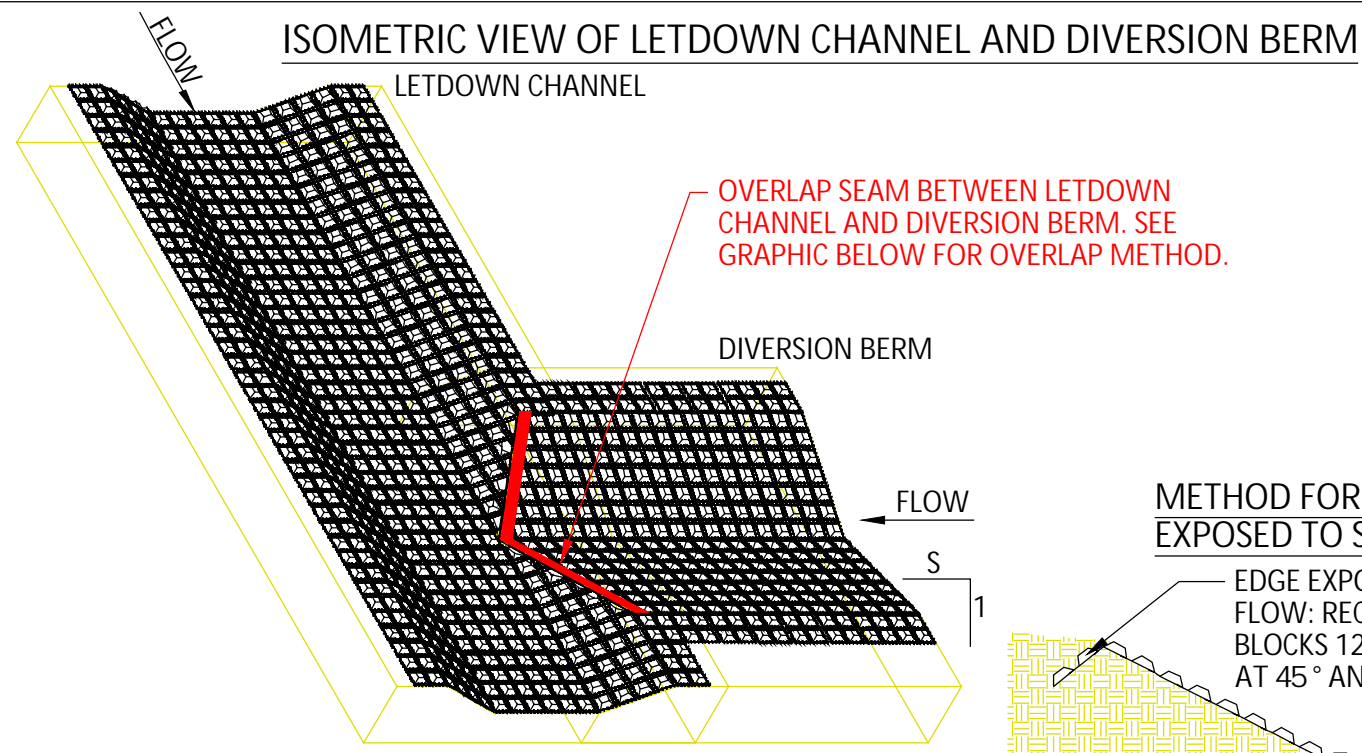
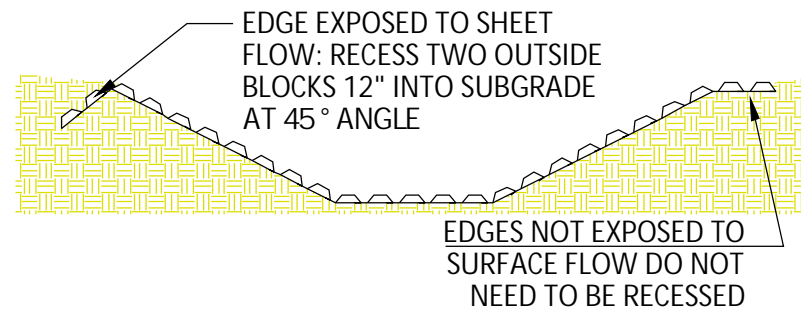


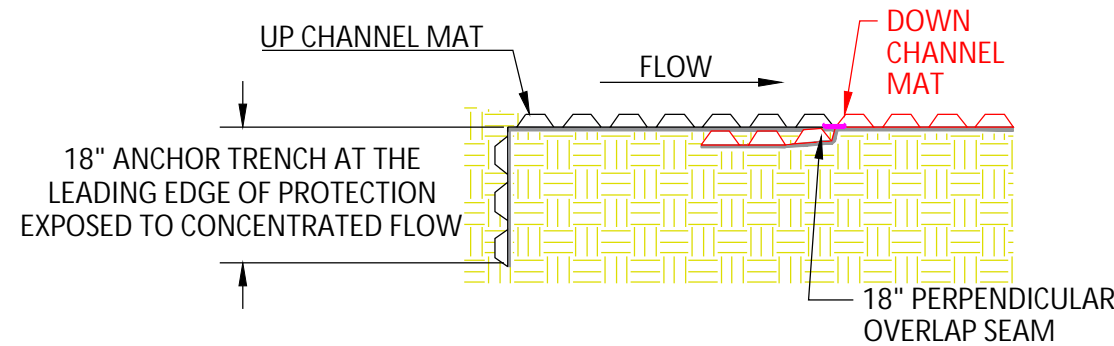
## ISOMETRIC VIEW OF LETDOWN CHANNEL AND DIVERSION BERM



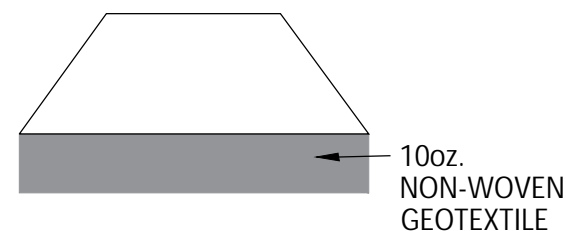
### METHOD FOR TREATING EDGES EXPOSED TO SURFACE SHEET FLOW



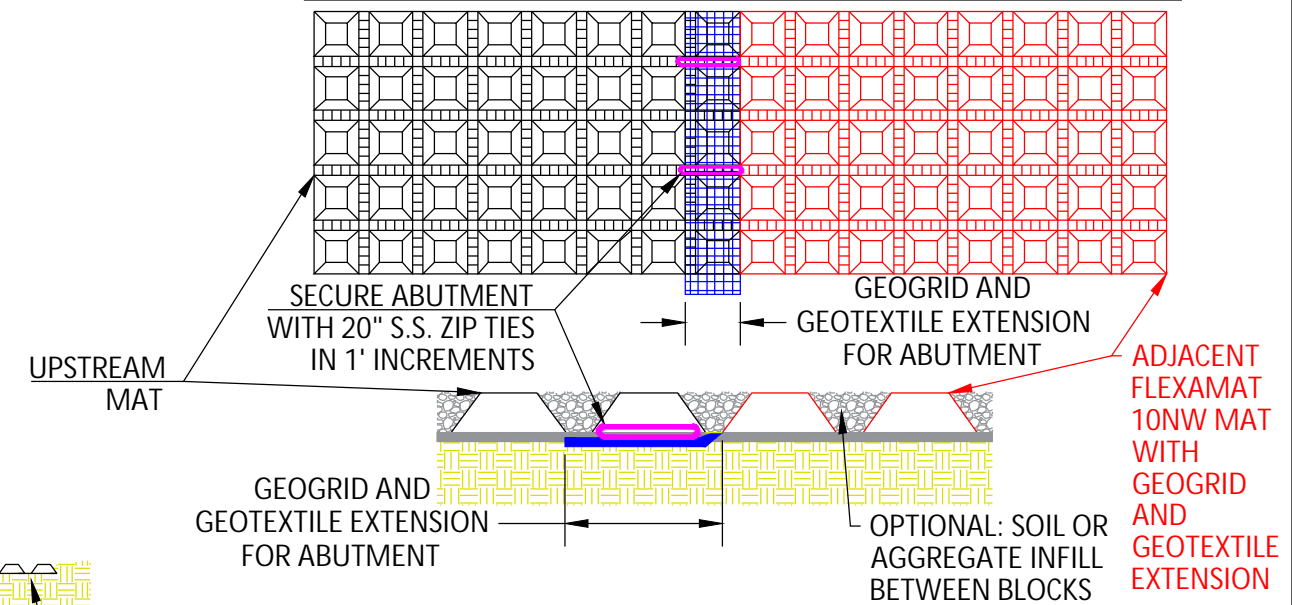
### ANCHOR TRENCH AND PERPENDICULAR OVERLAP SEAMS



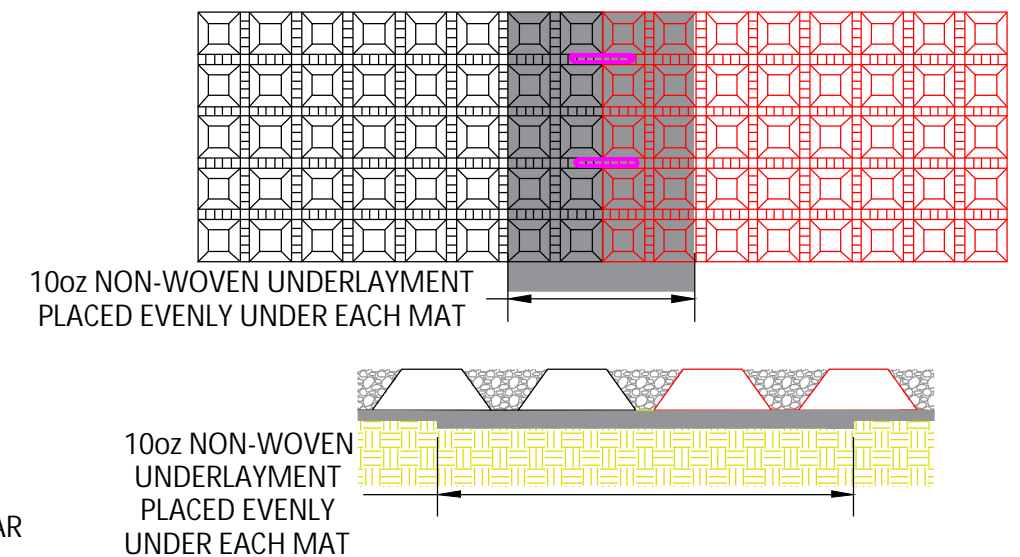
### FLEXAMAT 10NW UV-T UNDERLAYMENT



### ABUTMENT METHOD FOR SEAMS WITH EXTENSIONS



### ABUTMENT METHOD FOR SEAMS WITHOUT EXTENSIONS



# FLEXAMAT 10NW - LETDOWN ARMORING

## CONSTRUCTION NOTES:

1. AN ENGINEER OR MANUFACTURERS REPRESENTATIVE SHALL BE ONSITE FOR THE START OF THE INSTALLATION.
2. GRADE CHANNEL SO THAT WATER WILL FLOW DOWN THE CENTER OF THE CHANNEL AND BE CONTAINED TO THE CHANNEL. ALL SUBGRADE SURFACES PREPARED FOR PLACEMENT OF MATS SHALL BE SMOOTH AND FREE OF ALL ROCKS, STICKS, ROOTS, OTHER PROTRUSIONS, OR DEBRIS OF ANY KIND. THE PREPARED SURFACE SHALL PROVIDE A FIRM UNYIELDING FOUNDATION FOR THE MATS.
3. INSTALL FLEXAMAT 10NW ROLLS. AVAILABLE WIDTHS ARE 4', 5.5', 8', 10', 12', & 16' WITH A GEOTEXTILE 10NW UNDERLAYMENT EXTENSION AND GEOGRID EXTENSION. AVAILABLE IN CUSTOMER LENGTHS. FOR WIDER WIDTHS, INSTALL MATS ADJACENT TO EACH OTHER. (CONTACT MANUFACTURER FOR DETAIL ADDRESSING LONGITUDINAL SEAMS.)
4. AT THE TOP OF THE CHANNEL, THE INITIAL LEADING EDGE OF FLEXAMAT EXPOSED TO CONCENTRATED FLOWS SHALL BE EMBEDDED 18" VERTICALLY INTO THE SUBGRADE TO SERVE AS AN ANCHOR TRENCH. THE TRENCH SHALL BE FILLED AND COMPACTED WITH SUITABLE FILL OR OTHER (AS SPECIFIED BY EOR).
5. FOR ADDITIONAL SECTIONS OF MAT, OVERLAP THE DOWNSTREAM SECTION 18" WITH UPSTREAM SECTION OF MAT. PRIOR TO INSTALLING OVERLAP, FLIP UPSTREAM MAT BACK 24". EXCAVATE 2.25" OF TOPSOIL 18" FROM THE END OF THE UPSTREAM MAT. DOWNSTREAM SECTION IS LAID IN THE SHALLOW TRENCH.
6. INSTALL 20" STAINLESS STEEL ZIP TIES IN 1' INCREMENTS ACROSS THE OVERLAP. INSTALL ZIP TIES DIRECTLY BEHIND BLOCKS. ZIP TIES SHALL ENCOMPASS MINIMUM 3 CORDS GEOGRID FROM EACH ABUTTED OR OVERLAPPED MATS. .
7. AT THE END OF THE ARMORED CHANNEL, EMBED THE MAT 18" IN A TERMINATION TRENCH. FILL AND COMPACT TERMINATION TRENCH WITH COHESIVE SOILS.
8. FOR APPLICATIONS WHERE DIVERSION BERMS DIRECT WATER FLOW INTO THE MAIN FLEXAMAT LETDOWN CHANNEL, THE DIVERSION BERMS MUST BE ARMORED WITH FLEXAMAT TO THE TOP OF THE BERM.

**MOTZ  
ENTERPRISES, INC.**

**Flexamat**

(513)772-6689

Info@Flexamat.com

Flexamat.com

