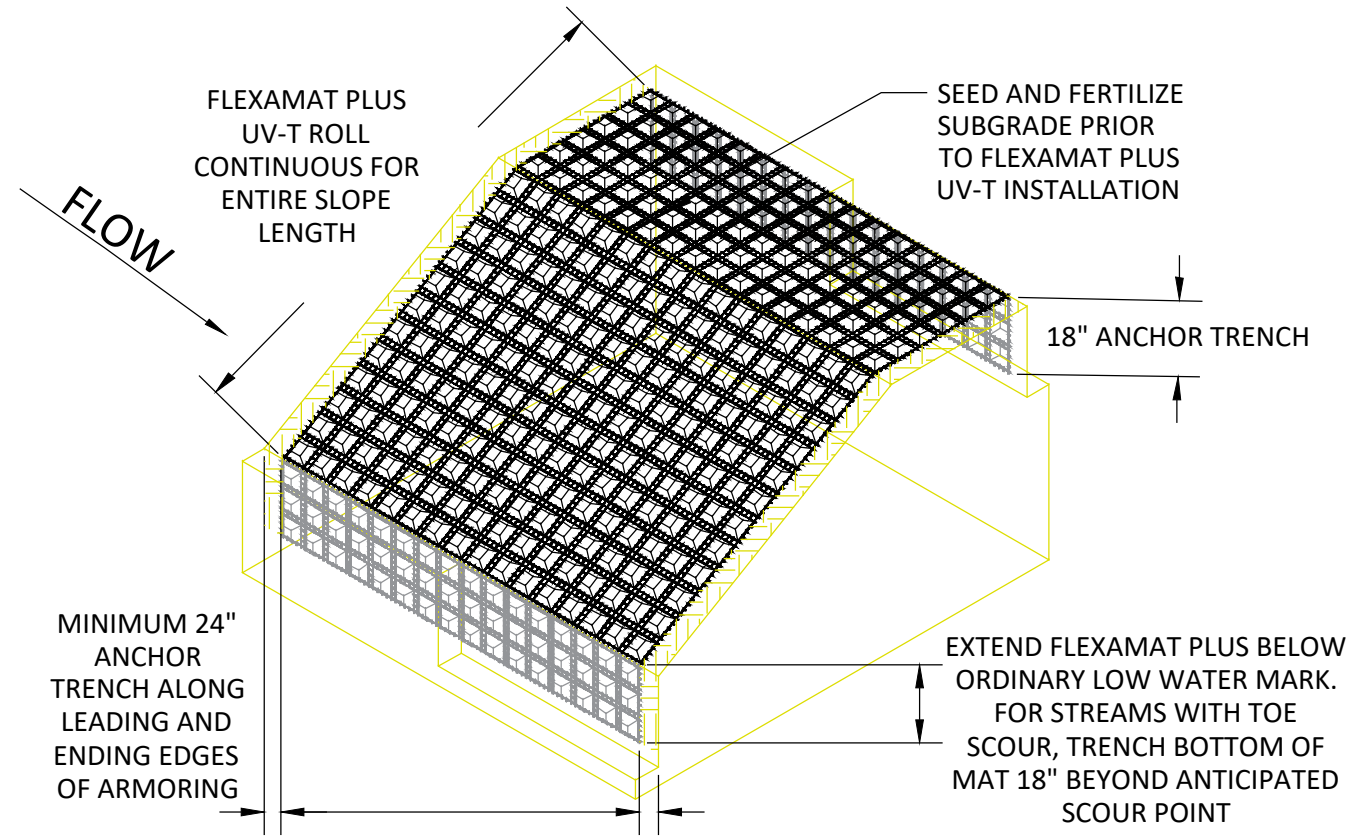


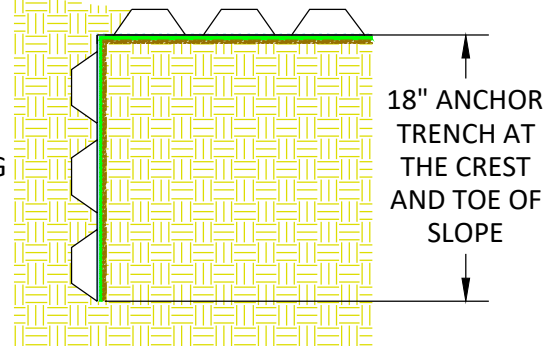
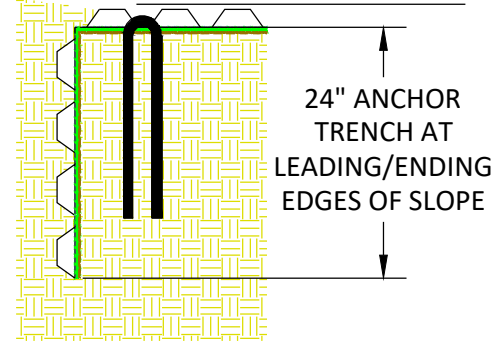
METHOD FOR TREATING EDGES EXPOSED TO FLOW



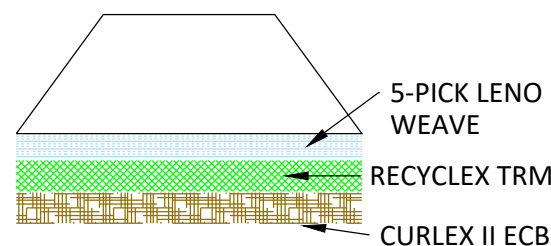
MINIMUM 24" ANCHOR TRENCH ALONG LEADING AND ENDING EDGES OF ARMORING

EXTEND FLEXAMAT PLUS BELOW ORDINARY LOW WATER MARK. FOR STREAMS WITH TOE SCOUR, TRENCH BOTTOM OF MAT 18" BEYOND ANTICIPATED SCOUR POINT

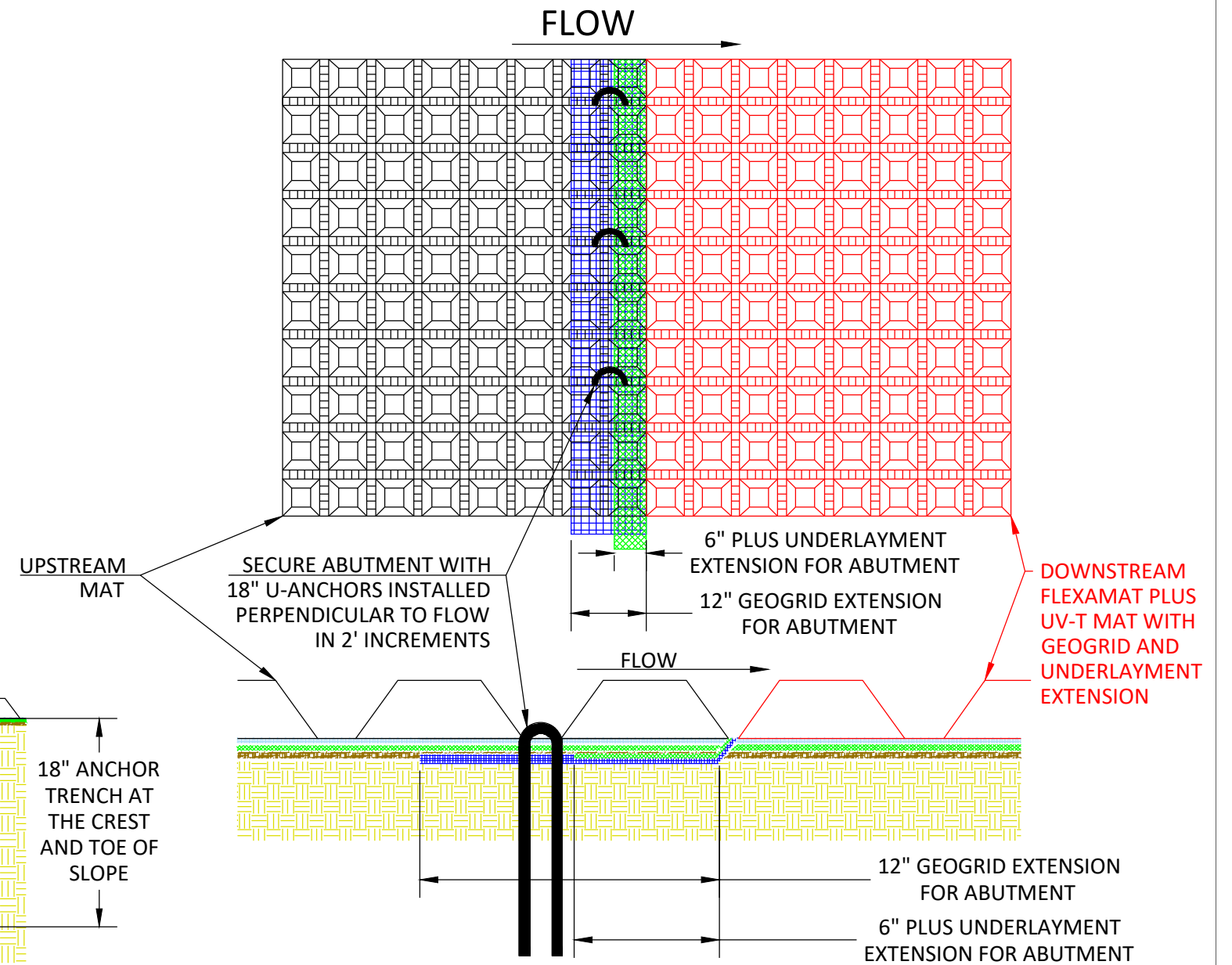
ANCHOR TRENCHES



FLEXAMAT PLUS UV-T UNDERLAYMENT



ABUTMENT METHOD FOR SEAMS PERPENDICULAR WITH FLOW



FLEXAMAT PLUS UV-T - STREAM AND RIVERBANK MAT LAYOUT PERPENDICULAR WITH FLOW

CONSTRUCTION NOTES:

1. AN ENGINEER OR MANUFACTURERS REPRESENTATIVE SHALL BE ONSITE FOR THE START OF THE INSTALLATION.
2. THE STREAM OR RIVERBANK MUST BE STABLE, UNIFORMLY GRADED, FREE OF ROCKS, ROOTS, AND OTHER DEBRIS.
3. PRIOR TO THE FLEXAMAT PLUS UV-T INSTALLATION SEED AND FERTILIZER THE SUBGRADE WITH A SITE SPECIFIC SEED MIX; INCLUDING NATIVE GRASSES, IN ACCORDANCE WITH THE PROJECT PLANS AND SPECIFICATIONS.
4. FLEXAMAT PLUS UV-T SHALL BE CONTINUOUS THE ENTIRE LENGTH OF SLOPE. FOR SLOPES LESS THAN 16' (INCLUDING ANCHOR TRENCHES) SEE STREAM AND RIVERBANK MAT LAYOUT PARALLEL TO FLOW.
5. INSTALL 15.5' WIDE MATS PERPENDICULAR TO FLOW. ROLLS CAN BE PROVIDED IN CUSTOM LENGTHS IN 1' INCREMENTS.
 - 5.1. FLEXAMAT PLUS UV-T INSTALLATION WILL START AT THE DOWNSTREAM END OF THE INSTALLATION AREA AND MOVE TOWARDS THE UPSTREAM END OF THE INSTALLATION.
 - 5.2. THE INITIAL LEADING AND ENDING EDGES OF FLEXAMAT PLUS UV-T SHALL BE EMBEDDED 24" VERTICALLY BEYOND THE ANTICIPATED SCOUR POINT. THE ANCHOR TRENCH SHALL BE FILLED AND COMPACTED WITH SUITABLE FILL OR OTHER (AS SPECIFIED BY EOR).
 - 5.3. FOR ADDITIONAL SECTIONS OF MAT, THE UPSTREAM MAT SHALL BE INSTALLED OVER THE 12" GEOGRID AND 6" TRM UNDERLAYMENT EXTENSIONS OF THE DOWNSTREAM MATS. ENSURE THE GEOGRID AND TRM UNDERLAYMENT EXTENSIONS ARE LAYING FLAT ON THE SUBGRADE BEFORE INSTALLING UPSTREAM MAT OVER THE EXTENSIONS.
6. INSTALL #3 REBAR 18" U-ANCHORS IN 2' INCREMENTS ACROSS THE GEOGRID AND TRM EXTENSION OVERLAP. INSTALL ANCHORS PERPENDICULAR TO THE FLOW DIRECTLY BEHIND FIRST ROW OF BLOCKS ON THE UPSTREAM MAT.
7. AT THE END TOE OF THE ARMORED STREAM BANK, EMBED THE MAT 24" PAST THE ANTICIPATED SCOUR POINT IN A 24" VERTICAL ANCHOR TRENCH. THE ANCHOR TRENCH SHALL EXTEND 24" PAST THE ANTICIPATED SCOUR POINT. TRENCH SHALL BE FILLED AND COMPACTED WITH SUITABLE FILL (AS SPECIFIED BY EOR).

MOTZ ENTERPRISES, INC.

Flexamat

(513)772-6689

Info@Flexamat.com

Flexamat.com

