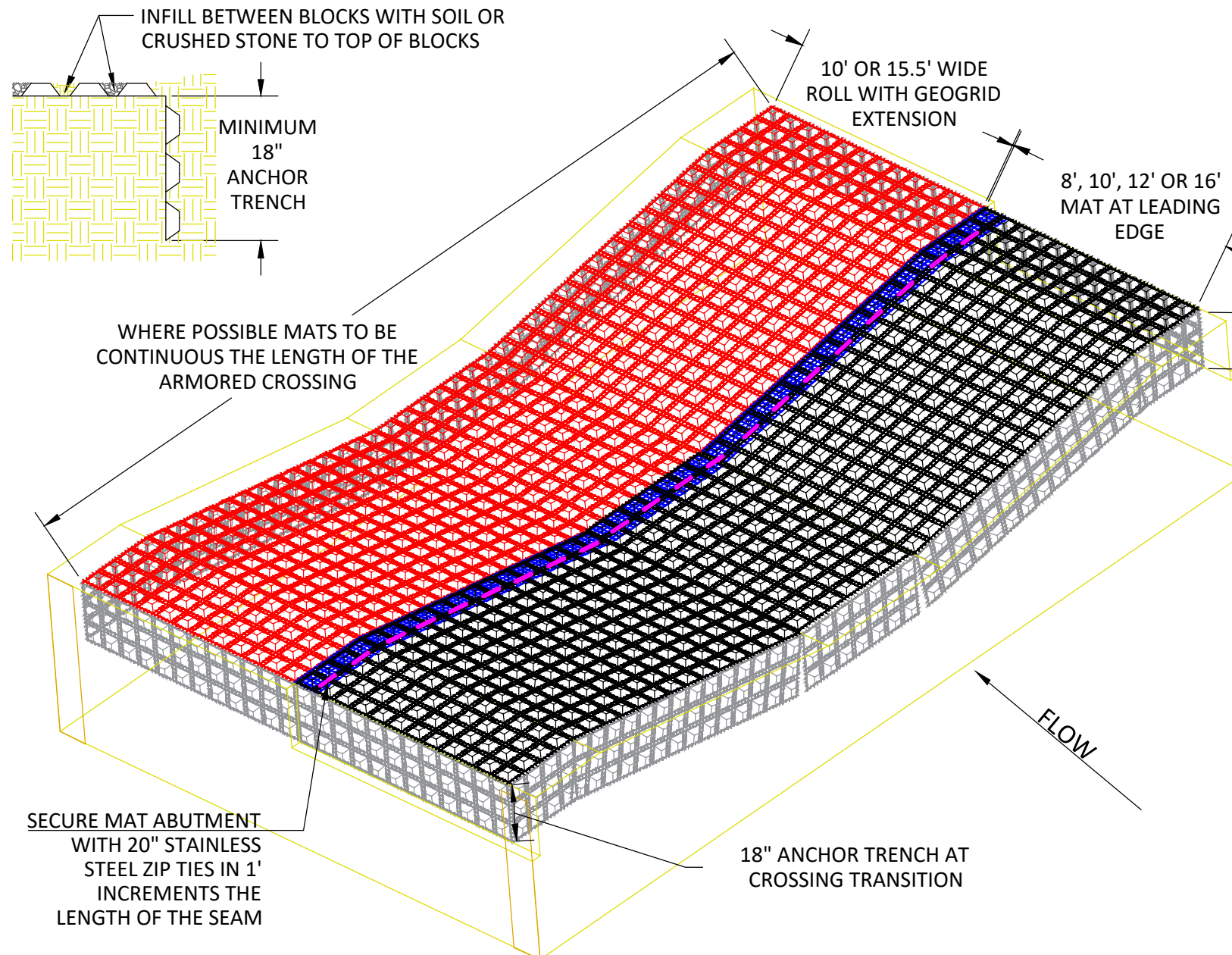
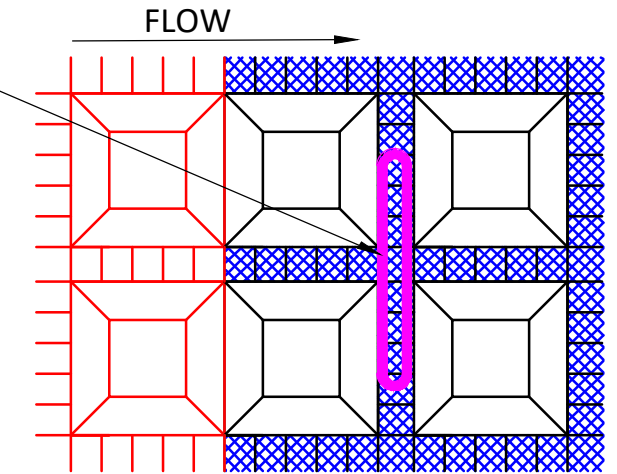


METHOD FOR TREATING EDGES EXPOSED TO FLOW

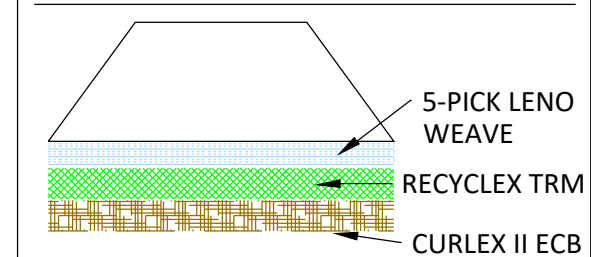


ABUTMENT METHOD FOR SEAMS PERPENDICULAR WITH FLOW

INSTALL UPSTREAM MAT OVER THE GEOGRID EXTENSION OF THE **DOWNSTREAM** MAT. SECURE USING 20" STAINLESS STEEL ZIP TIES IN 1' INCREMENTS THE LENGTH OF THE SEAM. ENSURE ZIP TIE ENCOMPASSES 3 CORDS GEOGRID OF EACH BLOCK IT SECURES.



FLEXAMAT PLUS UV-T UNDERLAYMENT



SUBGRADE THICKNESS OF CRUSHED STONE

SITE SOIL TYPE	LIGHT LOAD VEHICLES: CARS/PICKUP TRUCKS	HEAVY LOAD VEHICLES: LARGE TRUCKS, RV'S, DELIVERY VEHICLES
GRAVEL AND SAND, COURSE WELL DRAINED SOILS	BASE: 3.5-7.5" OF CRUSHED STONE	BASE: 7.5" OF CRUSHED STONE
SILTY SOILS, FINE GRAIN SOILS, POOR DRAINAGE	BASE: 7.5" OF CRUSHED STONE	BASE: 9.5" OF CRUSHED STONE
CLAY SOILS FINE TO VERY FINE	BASE: 6-9.5" OF CRUSHED STONE	BASE: 10" OF CRUSHED STONE

FLEXAMAT PLUS UV-T - LOW WATER CROSSING ARMORING

CONSTRUCTION NOTES:

1. AN ENGINEER OR MANUFACTURERS REPRESENTATIVE SHALL BE ONSITE FOR THE START OF THE INSTALLATION.
2. ALL SUBGRADE SURFACES PREPARED FOR PLACEMENT OF MATS SHALL BE SMOOTH AND FREE OF ALL STICKS, ROOTS, OTHER PROTRUSIONS, OR DEBRIS OF ANY KIND.
3. FLEXAMAT PLUS UV-T ROLLS ARE AVAILABLE IN STANDARD WIDTHS OF 16' FOR LOW WATER CROSSINGS. FOR CROSSINGS WIDER THAN THE 16' INCLUDING ANCHOR TRENCHES, INSTALL A 10' OR A 15.5' WIDE MAT WITH A GEOGRID EXTENSION AND UNDERLAYMENT EXTENSION. COMPLETE THE REMAINDER OF THE CHANNEL WIDTH WITH AN 8', 10', 12' OR 16' MAT. IT IS THE MANUFACTURERS RECOMMENDATION TO UTILIZE THE WIDEST MATS POSSIBLE. THE PARALLEL ABUTMENT SEAM SHALL BE IN THE CENTER OF THE CROSSING TO MINIMIZE DRIVING ON ABUTMENT SEAM.
4. FLEXAMAT PLUS UV-T ROLLS SHALL BE CONTINUOUS FOR THE ENTIRE LENGTH OF THE CROSSING.
 - 4.1. WHEN CROSSING EXCEEDS 100' IN WIDTH OR WHEN SITE CONDITIONS PREVENT THE USE OF A CONTINUOUS MAT, INSTALL SHORTER ROLLS AND ABUT PARALLEL ABUTMENT SEAMS TIGHTLY. SECURE PARALLEL ABUTMENT SEAMS WITH STAINLESS STEEL ZIP TIES IN 1' INCREMENTS WITH STAINLESS STEEL ZIP TIES. ZIP TIES SHALL ENCOMPASS 3 CORDS OF GEOGRID ON EACH MAT.
 - 4.2. WHEN INSTALLING SHORTER ROLLS, THE PARALLEL ABUTMENT SEAMS SHOULD NOT BE IN THE CHANNEL BOTTOM. WHENEVER POSSIBLE PARALLEL SEAMS SHALL BE ABOVE THE THE NORMAL LOW WATER ELEVATION.
5. AT LEADING AND ENDING EDGES PERPENDICULAR TO THE CHANNEL EMBED THE FLEXAMAT PLUS UV-T INTO A 18" VERTICAL ANCHOR TRENCH.
 - 5.1. AT THE CROSSING TRANSITION TO THE ACCESS DRIVE, TRANSITION THE FLEXAMAT PLUS UV-T TO THE EXISTING GRADE. IF CONCENTRATED FLOW IS ANTICIPATED EMBED FLEXAMAT PLUS UV-T INTO A 18" VERTICAL ANCHOR TRENCH.
6. FOR CROSSINGS WIDER THAN 16' INSTALL THE DOWNSTREAM MAT WITH THE GEOGRID AND UNDERLAYMENT EXTENSIONS FIRST. ENSURE EXTENSIONS ARE LAYING FLAT PRIOR TO PLACEMENT OF THE UPSTREAM MAT.
 - 6.1. INSTALL THE UPSTREAM MAT OVER THE DOWNSTREAM MAT EXTENSIONS. INSTALL STAINLESS STEEL ZIP TIES IN 1' INCREMENTS THE LENGTH OF THE LONGITUDINAL SEAM. ZIP TIES SHALL ENCOMPASS 3 CORDS OF GEOGRID ON EACH MAT.

MOTZ ENTERPRISES, INC.

Flexamat

(513)772-6689

Info@Flexamat.com

Flexamat.com

