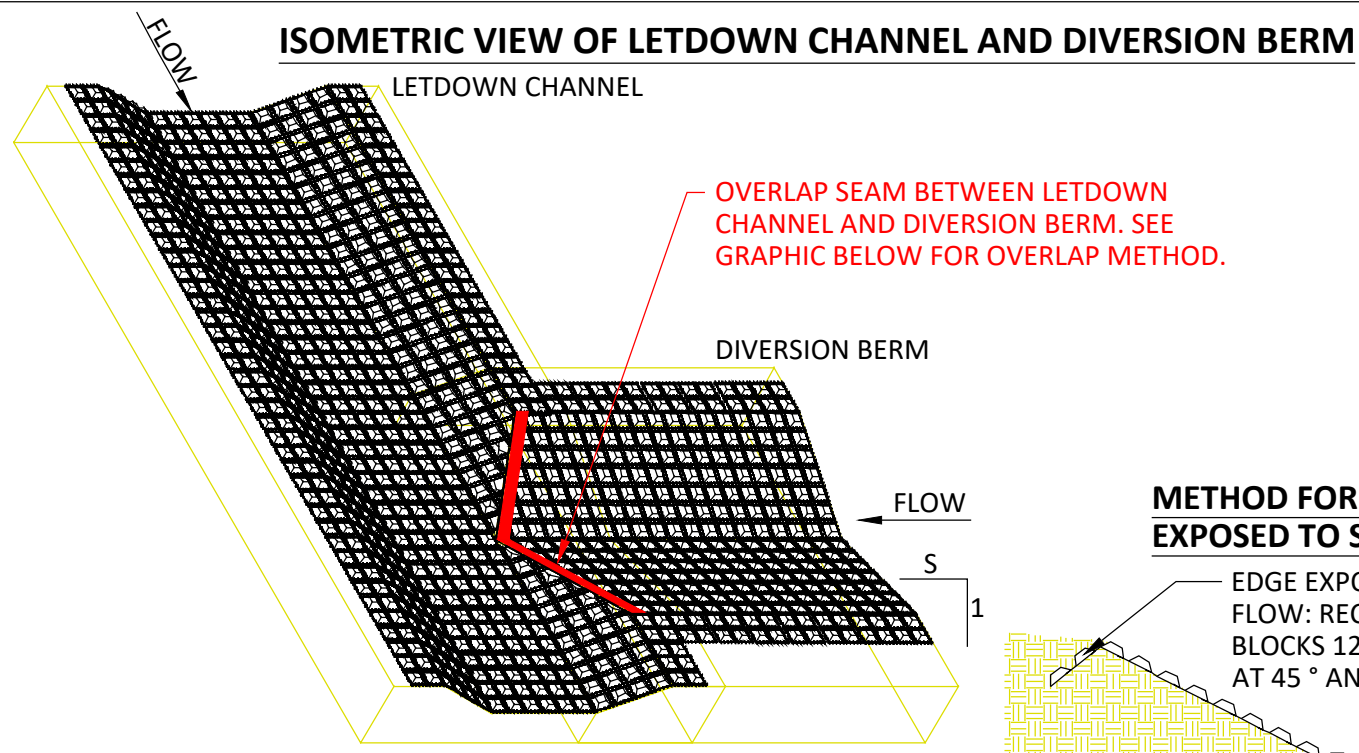
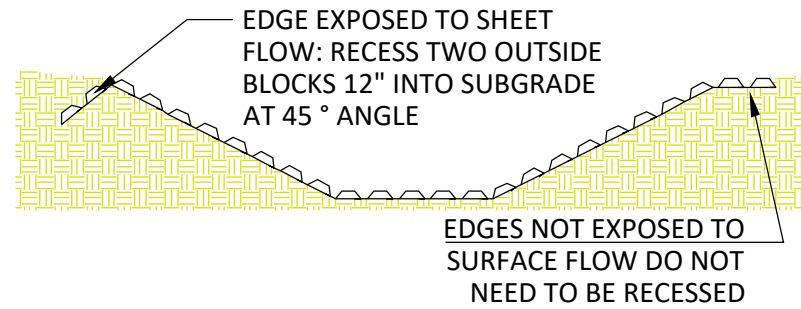


ISOMETRIC VIEW OF LETDOWN CHANNEL AND DIVERSION BERM

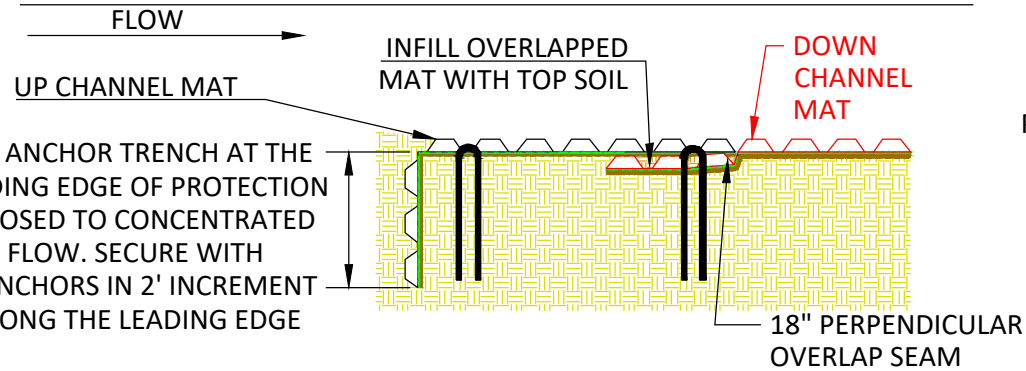


OVERLAP SEAM BETWEEN LETDOWN CHANNEL AND DIVERSION BERM. SEE GRAPHIC BELOW FOR OVERLAP METHOD.

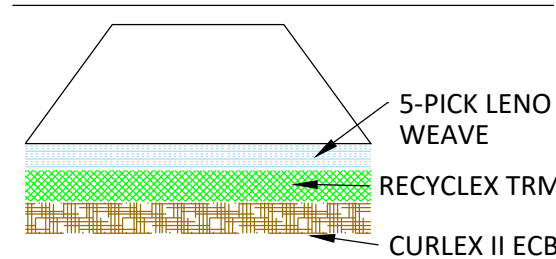
METHOD FOR TREATING EDGES EXPOSED TO SURFACE SHEET FLOW



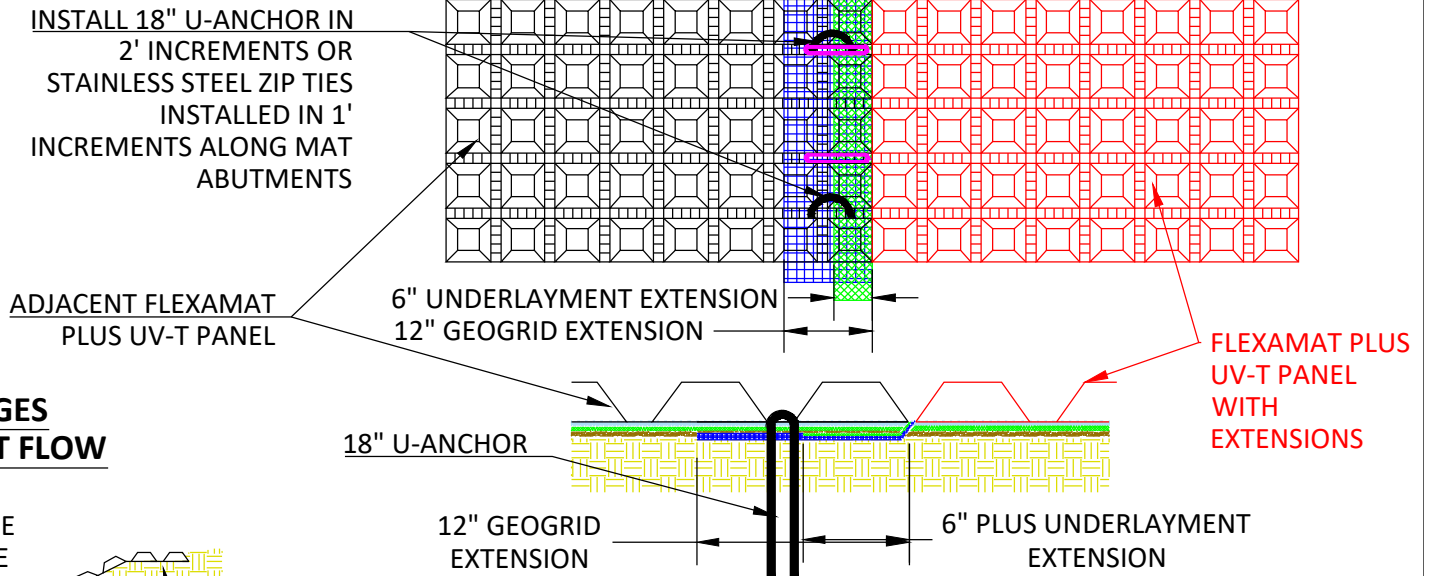
ANCHOR TRENCH AND PERPENDICULAR OVERLAP SEAMS



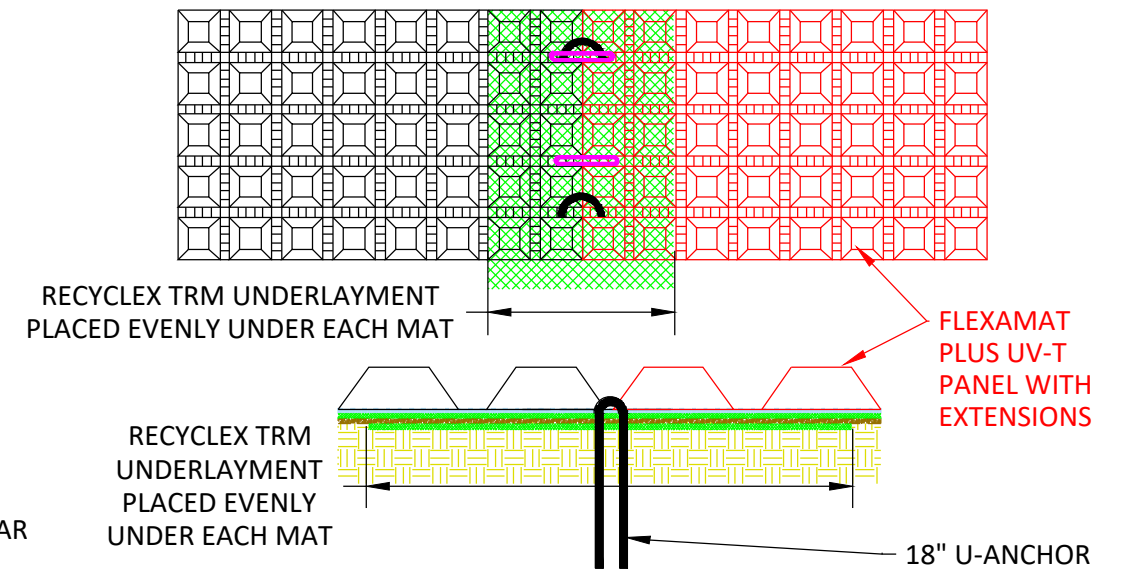
FLEXAMAT PLUS UV-T UNDERLAYMENT



ABUTMENT METHOD FOR SEAMS WITH EXTENSIONS



ABUTMENT METHOD FOR SEAMS WITHOUT EXTENSIONS



FLEXAMAT PLUS UV-T - LETDOWN ARMORING

CONSTRUCTION NOTES:

1. AN ENGINEER OR MANUFACTURERS REPRESENTATIVE SHALL BE ONSITE FOR THE START OF THE INSTALLATION.
2. GRADE CHANNEL SO THAT WATER WILL FLOW DOWN THE CENTER OF THE CHANNEL AND BE CONTAINED TO THE CHANNEL. ALL SUBGRADE SURFACES PREPARED FOR PLACEMENT OF MATS SHALL BE SMOOTH AND FREE OF ALL ROCKS, STICKS, ROOTS, OTHER PROTRUSIONS, OR DEBRIS OF ANY KIND. THE PREPARED SURFACE SHALL PROVIDE A FIRM UNYIELDING FOUNDATION FOR THE MATS.
3. APPLY SEED DIRECTLY TO THE PREPARED SOIL PRIOR TO FLEXAMAT INSTALLATION. USE SEED PER PROJECT SPECIFICATIONS.
4. INSTALL FLEXAMAT PLUS UV-T ROLLS. AVAILABLE WIDTHS ARE 4', 5.5', 8', 10', 12', 16', & 15.5' (WITH 6" PLUS UNDERLAYMENT EXTENSION AND 12" GEOGRID EXTENSION) AVAILABLE IN CUSTOMER LENGTHS. FOR WIDER WIDTHS, INSTALL MATS ADJACENT TO EACH OTHER. (CONTACT MANUFACTURER FOR DETAIL ADDRESSING LONGITUDINAL SEAMS.)
5. AT THE TOP OF THE CHANNEL, THE INITIAL LEADING EDGE OF FLEXAMAT PLUS UV-T EXPOSED TO CONCENTRATED FLOWS SHALL BE EMBEDDED 18" VERTICALLY INTO THE SUBGRADE TO SERVE AS AN ANCHOR TRENCH. THE TRENCH SHALL BE FILLED AND COMPACTED WITH SUITABLE FILL OR OTHER (AS SPECIFIED BY EOR).
6. FOR ADDITIONAL SECTIONS OF MAT, OVERLAP THE DOWNSTREAM SECTION 18" WITH UPSTREAM SECTION OF MAT. PRIOR TO INSTALLING OVERLAP, FLIP UPSTREAM MAT BACK 24". EXCAVATE 2.25" OF TOPSOIL 18" FROM THE END OF THE UPSTREAM MAT. DOWNSTREAM SECTION IS LAID IN THE SHALLOW TRENCH. LIGHTLY SPREAD TOPSOIL OVER INITIAL EDGE OF DOWNSTREAM MAT.
7. INSTALL 18" U-ANCHORS IN 2' INCREMENTS ACROSS THE OVERLAP. INSTALL ANCHORS DIRECTLY BEHIND BLOCKS. U-ANCHORS CONSIST OF #3 REBAR U-ANCHOR WITH 18" LEGS.
8. AT THE END OF THE ARMORED CHANNEL, EMBED THE MAT 18" IN A TERMINATION TRENCH. FILL AND COMPACT TERMINATION TRENCH WITH COHESIVE SOILS.
9. FOR APPLICATIONS WHERE DIVERSION BERMS DIRECT WATER FLOW INTO THE MAIN FLEXAMAT PLUS UV-T LETDOWN CHANNEL, THE DIVERSION BERMS MUST BE ARMORED WITH FLEXAMAT PLUS UV-T TO THE TOP OF THE BERM.

**MOTZ
ENTERPRISES, INC.**

Flexamat
(513)772-6689
Info@Flexamat.com
Flexamat.com

