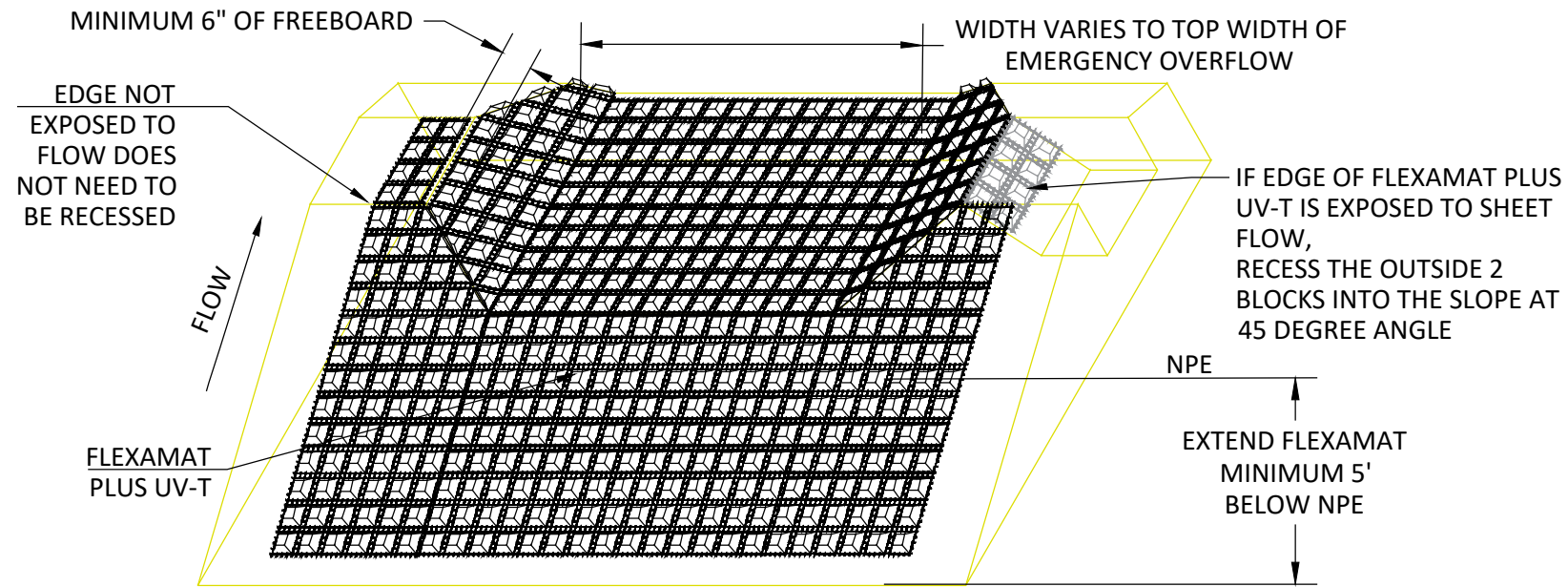
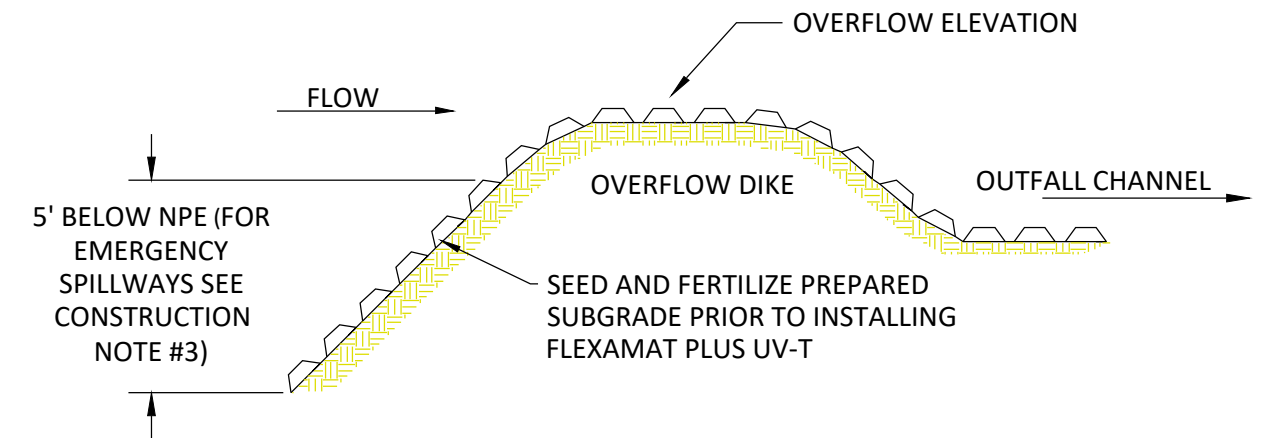


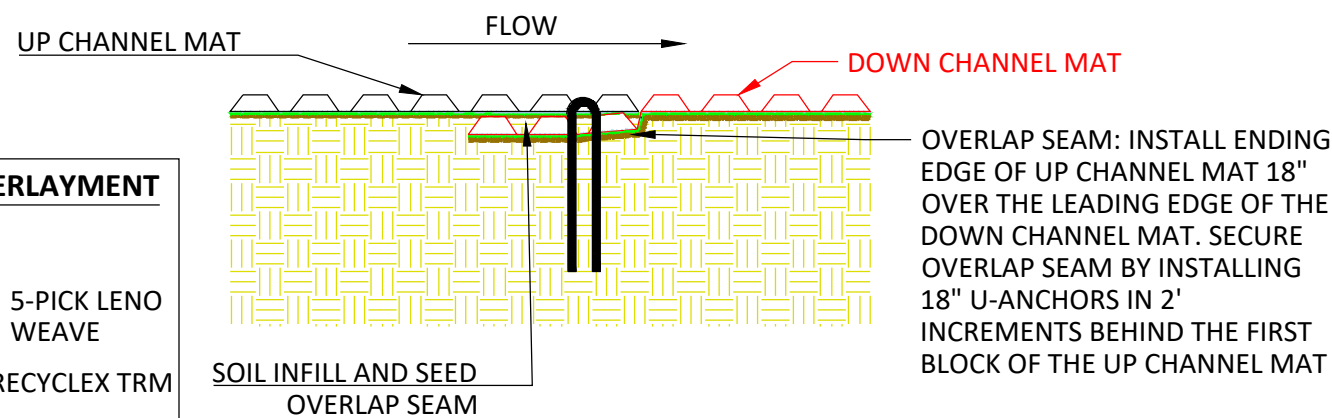
EMERGENCY SPILLWAY - ISOMETRIC VIEW



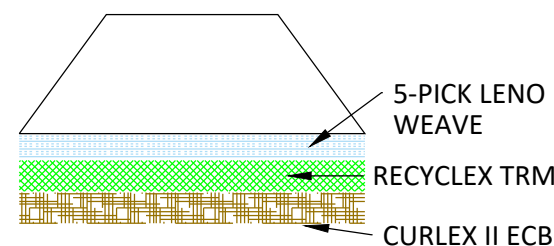
OVERFLOW DIKE - PROFILE VIEW



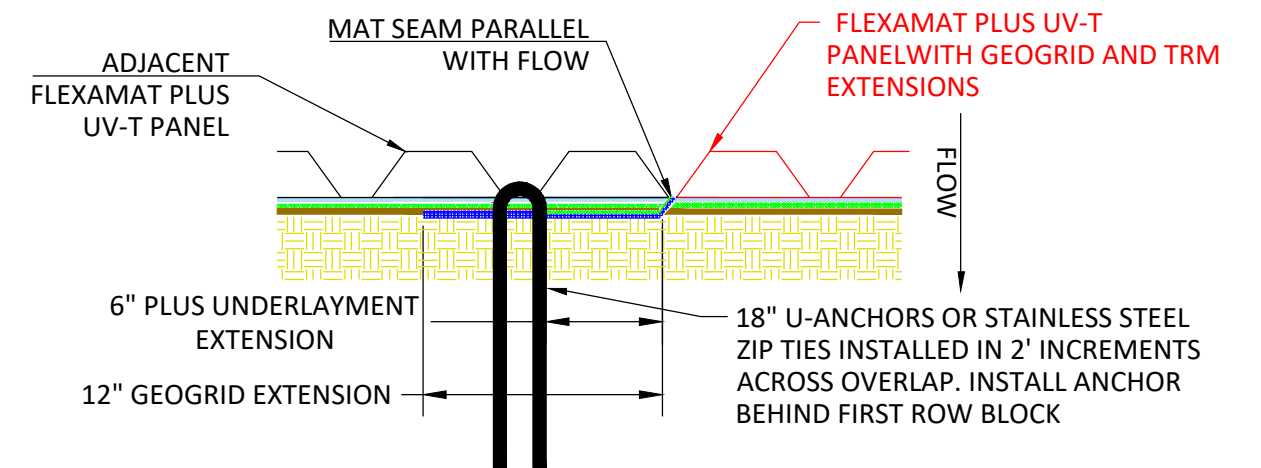
1. OVERLAP METHOD FOR SEAMS PERPENDICULAR TO FLOW



FLEXAMAT PLUS UV-T UNDERLAYMENT



2. OVERLAP METHOD FOR SEAMS PARALLEL TO FLOW



FLEXAMAT PLUS UV-T - OVERFLOW CHANNEL PARALLEL TO FLOW

CONSTRUCTION NOTES:

1. AN ENGINEER OR MANUFACTURERS REPRESENTATIVE SHALL BE ONSITE FOR THE START OF THE INSTALLATION.
2. ALL SUBGRADE SURFACES PREPARED FOR PLACEMENT OF MATS SHALL BE SMOOTH AND FREE OF ALL ROCKS, STICKS, ROOTS, OTHER PROTRUSIONS, OR DEBRIS OF ANY KIND. THE PREPARED SURFACE SHALL PROVIDE A FIRM UNYIELDING SUBGRADE FOR THE MATS.
3. PRIOR TO THE FLEXAMAT PLUS UV-T INSTALLATION SEED AND FERTILIZE SUBGRADE WITH SITE SPECIFIC SEED MIX IN ACCORDANCE WITH THE PROJECT PLANS AND SPECIFICATIONS.
4. MAT SHALL EXTEND 5' BELOW NORMAL POND ELEVATION. (FOR EMERGENCY OVERFLOW INSTALLATIONS EXTEND THE MAT 3' DOWN THE INSIDE FACE OF THE OVERFLOW DIKE.)
5. INSTALL FLEXAMAT PLUS UV-T ROLLS. MANUFACTURER RECOMMENDS INSTALLING THE WIDEST MAT POSSIBLE FOR SPILLWAY APPLICATIONS.
 - 5.1. FOR WIDTHS WIDER THAN 16', INSTALL 15.5' WIDE MATS WITH GEOGRID AND TRM UNDERLAYMENT EXTENSIONS. INSTALL ADJACENT MAT OVER THE 12" GEOGRID AND 6" TRM UNDERLAYMENT EXTENSIONS OF THE ADJACENT MATS. ENSURE THE GEOGRID AND TRM UNDERLAYMENT EXTENSIONS ARE LAYING FLAT ON THE SUBGRADE BEFORE INSTALLING ADJACENT MAT OVER THE EXTENSIONS. INSTALL #3 REBAR 18" U-ANCHORS IN 2' INCREMENTS ACROSS THE GEOGRID AND TRM EXTENSION OVERLAP. INSTALL ANCHORS PERPENDICULAR TO THE FLOW DIRECTLY BEHIND FIRST ROW OF BLOCKS ON THE ADJACENT MAT.
 - 5.2. FOR ADDITIONAL SECTIONS OF MAT, OVERLAP THE DOWNSTREAM SECTION 18" WITH UPSTREAM SECTION OF MAT. PRIOR TO INSTALLING OVERLAP, FLIP UPSTREAM MAT BACK 24". EXCAVATE 2.25" OF SOIL 18" FROM THE END OF THE UPSTREAM MAT. DOWNSTREAM SECTION IS THEN LAID IN THE SHALLOW TRENCH. RETURN AND TAMP SOIL OVER INITIAL EDGE AND SEED AREA. FLIP END OF UPSTREAM MAT OVER THE SOIL COVERED INITIAL LEADING EDGE. SEED AND FERTILIZE SOIL INFILL PRIOR TO FLIPPING END OF UPSTREAM MAT OVER THE SOIL COVERED INITIAL LEADING EDGE OF DOWNSTREAM MAT. SECURE PERPENDICULAR OVERLAP SEAMS BY INSTALLING #3 REBAR - 18" U ANCHORS PERPENDICULAR TO FLOW IN 2' INCREMENTS.
6. AT THE END OF THE ARMORED SPILLWAY, EMBED THE MAT 18" IN A TERMINATION TRENCH. FILL AND COMPACT TERMINATION TRENCH WITH SUITABLE FILL. (AS SPECIFIED BY EOR.)

**MOTZ
ENTERPRISES, INC.**

Flexamat
(513)772-6689
Info@Flexamat.com
Flexamat.com

