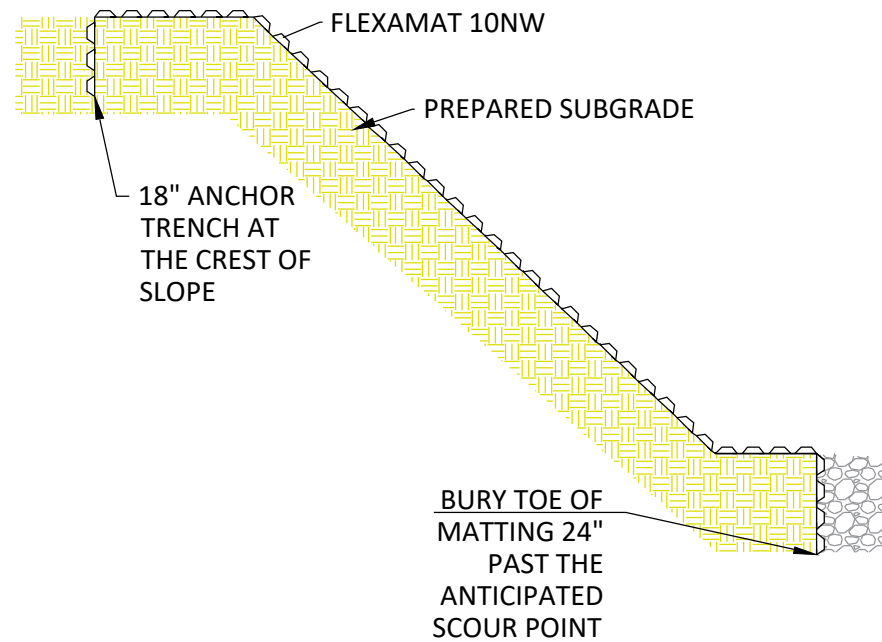
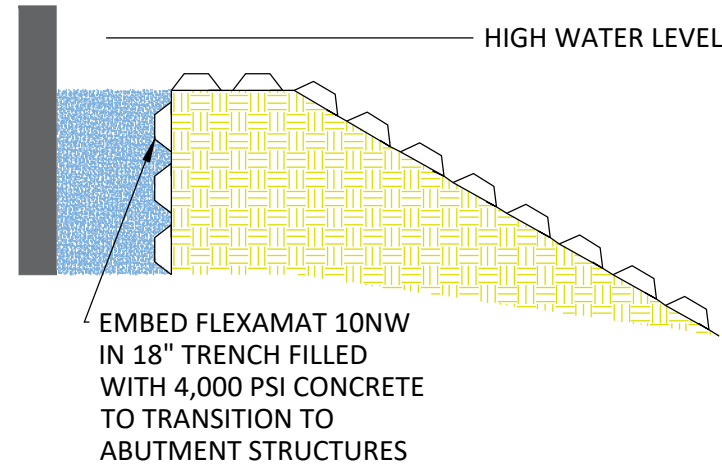


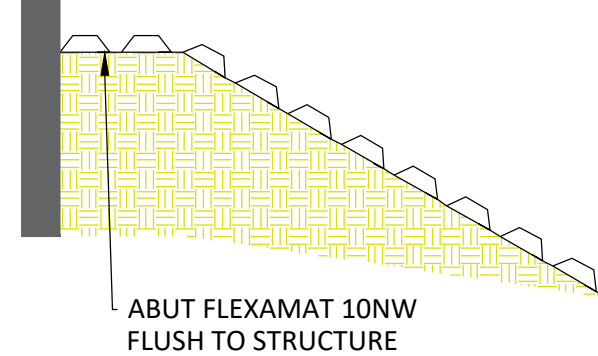
### METHOD FOR ARMORING SLOPE



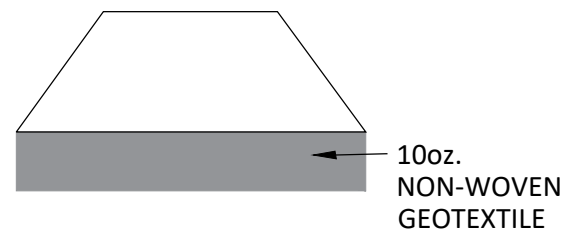
### SURFACE EXPOSED TO FLOW



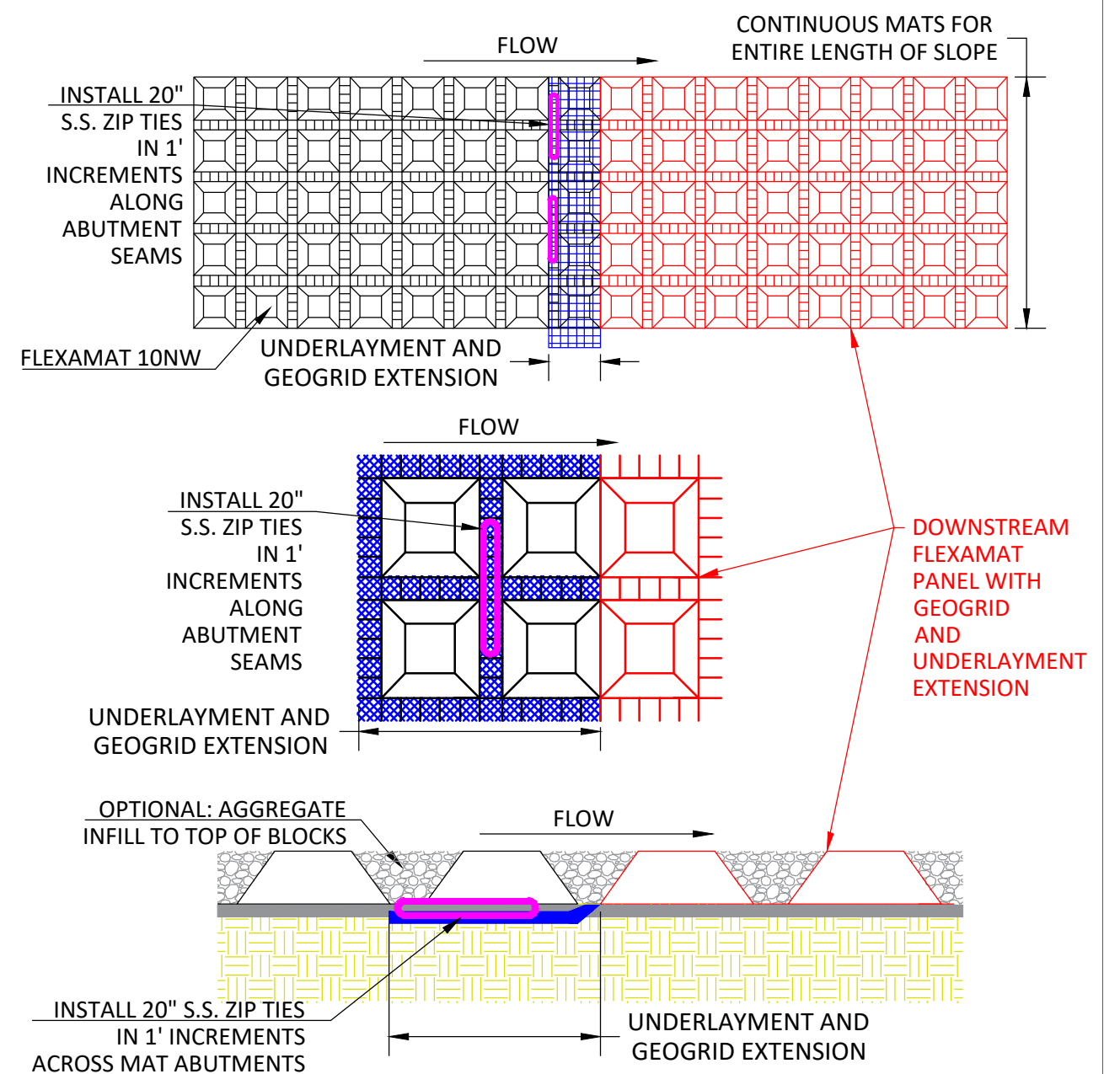
### SURFACE NOT EXPOSED TO FLOW



### FLEXAMAT 10NW UNDERLAYMENT



### METHOD FOR ADDRESSING MAT SEAMS



## FLEXAMAT 10NW - BRIDGE ARMORING

### CONSTRUCTION NOTES:

1. AN ENGINEER OR MANUFACTURERS REPRESENTATIVE SHALL BE ONSITE FOR THE START OF THE INSTALLATION.
2. ALL SUBGRADE SURFACES PREPARED FOR PLACEMENT OF MATS SHALL BE SMOOTH AND FREE OF ALL ROCKS, STICKS, ROOTS, OTHER PROTRUSIONS, OR DEBRIS OF ANY KIND.
3. INSTALL FLEXAMAT ROLLS THAT ARE 16' WIDE WITH A GEOGRID AND UNDERLAYMENT EXTENSION. THE TOP EDGE OF MAT SHALL BE EMBEDDED 18". INSTALL UPSTREAM MATS OVER THE GEOGRID-UNDERLAYMENT EXTENSION OF DOWNSTREAM MAT.
4. SECURE OVERLAPS USING 20" STAINLESS STEEL ZIP TIES IN 1' INCREMENTS ACROSS MAT OVERLAPS AND ABUTMENTS. ZIP TIES SHALL ENCOMPASS MINIMUM 3 CORDS GEOGRID OF EACH SEAMED MAT.
5. AT THE TOE OF SLOPE, BEGINNING AND END OF PROTECTION, EMBED THE MAT 24" PAST THE ANTICIPATED SCOUR POINT. FILL AND COMPACT TERMINATION TRENCH WITH COHESIVE SOIL.

**MOTZ  
ENTERPRISES, INC.**

Flexamat  
(513)772-6689  
Info@Flexamat.com  
Flexamat.com

